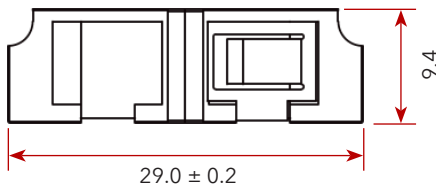



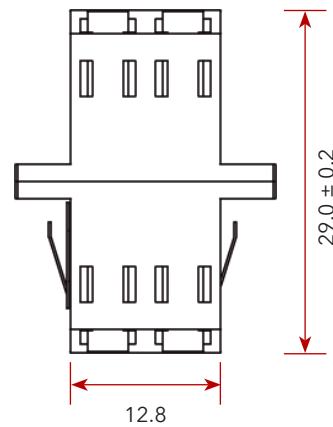
LC DUPLEX SINGLEMODE SHUTTER ADAPTOR INTEGRATED INTERNAL SHUTTER

The LC DUPLEX shutter adaptors with integrated internal shutters use a hands-free shutter mechanism which protects the connector from dust contamination while offering optimal eye protection by attenuating the laser when the mated connector is removed.

LC DUPLEX adapters fit panels, cassettes, adaptor plates, etc. which have SC Simplex footprints. The plastic body provides a lightweight yet durable solution and the integrated mounting clip allows for easy snap-in installation. Each fibre port uses a ceramic alignment sleeve for precise mating with no excess signal loss. These adaptors come with flange for added stability for screw-mounting the adaptor to an adaptor plate.



*all measurements in mm



CERAMIC SLEEVE

Insertion Loss (Typ) (db)	0.1 (db)
Mating Durability	500
Receptacle Retention Force	2N - 5.9N
Operating temperature (°C)	-25 to +70, 12 cycles